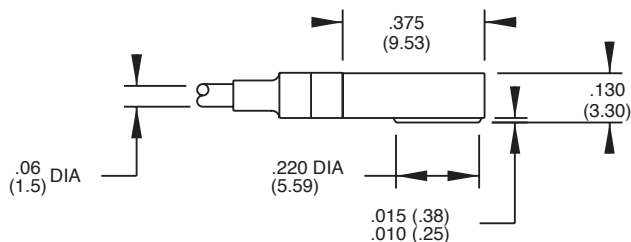
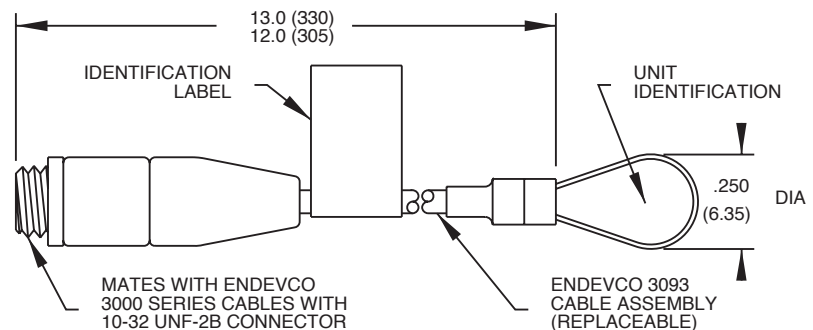


Piezoelectric accelerometer

Model 2222C



STANDARD TOLERANCE
INCHES (MILLIMETERS)
.XX = +/- .02 (X = +/- .5)
.XXX = +/- .010 (.XX = +/- .25)



Key features

- Light weight (0.5 gm)
- Adhesive mounting
- Ground isolated
- Small structure vibration measurement

Description

The Endevco® model 2222C is a miniature piezoelectric accelerometer for vibration measurement on mini-structures and small objects. Its light weight (0.5 gm without the low-noise replaceable cable) effectively minimizes mass loading. The accelerometer is a self-generating device that requires no external power source for operation.

The model 2222C features Endevco's Piezite® type P-8 crystal element operating in the radial shear mode. This sensor exhibits excellent output sensitivity stability over time. Signal ground is isolated from the mounting surface of the unit by a hard anodized surface. A specially designed low noise coaxial cable is supplied for error-free operation. Unit and cable removal tools are included in the package to ensure proper removal in the field.

Piezoelectric accelerometer | Model 2222C

The following performance specifications conform to ISA-RP-37.2 (1964) and are typical values, referenced at +75°F (+24°C), 4 mA and 100 Hz, unless otherwise noted. Calibration data, traceable to National Institute of Standards and Technology (NIST), is supplied

Specifications		
Dynamic characteristics	Units	
Charge sensitivity		
Typical	pC/g	1.4
Minimum	pC/g	1.0
Frequency response		See typical amplitude response
Resonance frequency (typical)	kHz	32
Minimum	kHz	25
Amplitude response [1]		
±10%	Hz	1 to 8,000
±1 dB (ref)	Hz	1 to 10,000
Temperature response		See typical curve
-67°F (-55°C) max/min	%	-15/0
+350°F (+177°C) max/min	%	+15/0
Transverse sensitivity	%	≤ 5
Amplitude linearity	%	1
Per 200g, 0 to 2000 g		
Electrical characteristics		
Output polarity		Acceleration applied in the direction of the arrow on the unit produces positive output
Resistance (with 3093M10-12 cable)	GΩ	≥10
at +350°F (+177°C) (with 3093M10-12 cable)	GΩ	≥0.5
Isolation	MΩ	≥1 at 100 Vdc
Capacitance	pF	470
Grounding		Signal return isolated from mounting surface
Environmental characteristics		
Temperature range		-100°F to +350°F (-73°C to +177°C)
Humidity [2]		Sealed by silicone compound
Sinusoidal vibration limit [3]	g pk	1000
Shock limit [4]	g pk	10,000
Base strain sensitivity	equiv. g/μ strain	0.04
Thermal transient sensitivity	equiv. g pk/°F (°C)	0.05 (0.09)
Physical characteristics		
Dimensions		See outline drawing
Weight (sensor)	gm (oz)	0.5 (0.018)
Weight (cable-12" long)	gm (oz)	3.7 (0.13)
Case material		material Aluminum, hard anodized
Connector		3093-12 cable assembly
Mounting [5]		Adhesive
Calibration data		
Supplied:		
Charge frequency response	%	20 Hz to 10,000 Hz
Charge sensitivity	pC/g	
Maximum transverse sensitivity	%	
Capacitance	pF	

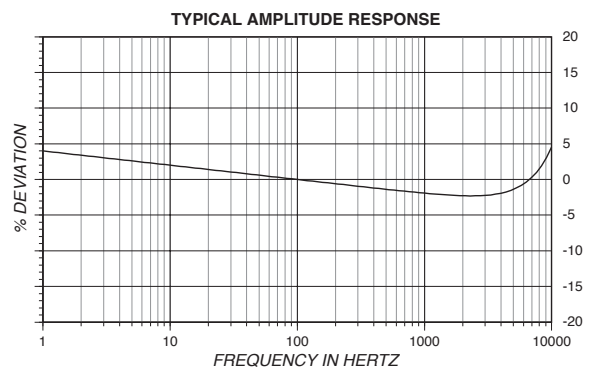
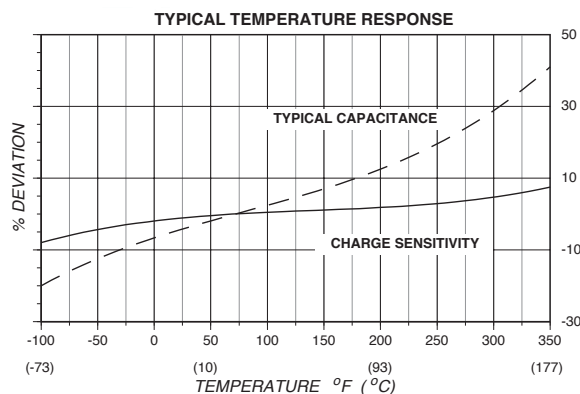
Piezoelectric accelerometer | Model 2222C

Accessories			
Product	Description	2222C	2222C-R
2943B	Removal tool	Included	Optional
3093M10-12	Cable assembly, attached, 1 ft	Included	Included
3090C-120	Cable assembly, 10 ft	Included	Optional
16205	Cable wrench	Included	Optional
32279	Mounting wax	Optional	Optional
2771C	In-line charge convertor for use with constant current source	Optional	Optional
2961	Triaxial mounting block	Optional	Optional
133	Signal conditioner	Optional	Optional
3090C-XXX	Cable assembly	Optional	Optional
3095A-XXX	Cable assembly	Optional	Optional

Options	
Options	Description
M7	Charge Sensitivity = 1.4 pC/g ±10%

Notes

1. Low-end response of the transducer is a function of its associated electronics.
2. Removing cable exposes accelerometer interior to environment. See Piezoelectric Instruction Manual before replacing cable assembly.
3. When exposed to high g and large displacement, the cable must be tied down as close to the accelerometer as possible to prevent cable whip and subsequent cable failure.
4. Short duration shock pulses, such as those generated by metal-to-metal impacts, may excite transducer resonance and cause linearity errors. See TP290 for more details.
5. Adhesives such as petro-wax, hot-melt glue, and cyanoacrylate epoxy (super glue) may be used to mount the accelerometer temporarily to the test structure. To remove an epoxy-mounted accelerometer, first soften the epoxy with an appropriate solvent and then twist the unit off with the supplied removal wrench. Damage to sensors caused by inappropriate removal procedures are not covered by Endevco's warranty.
6. Maintain high levels of precision and accuracy using Endevco's factory calibration services. Call Endevco's inside sales force at 866-ENDEVCO for recommended intervals, pricing and turn-around time for these services as well as for quotations on our standard products.



www.endevco.com | Tel: +1 (866) ENDEVCO [+1 (866) 363-3826] | 10869 NC-903, Halifax, NC 27839 USA



© 2020 PCB Piezotronics of North Carolina, Inc. (doing business as Endevco). In the interest of constant product improvement, specifications are subject to change without notice. PCB®, ICP®, Swiveler®, Modally Tuned®, and IMI® with associated logo are registered trademarks of PCB Piezotronics, Inc. in the United States. ICP® is a registered trademark of PCB Piezotronics Europe GmbH in Germany and other countries. UHT-12TM is a trademark of PCB Piezotronics, Inc. SensorLineSM is a servicemark of PCB Piezotronics, Inc. MTS®, MTS Sensors logo, Temposonics®, SWIFT®, R Series V®, TempoLink®, and RefineMe® are registered trademarks of MTS Systems Corporation in the United States. These marks may be registered or otherwise protected in other countries. Endevco® is a registered trademark of PCB Piezotronics of North Carolina, Inc. d/b/a Endevco in the United States.

031120



Endevco is an assumed name of PCB Piezotronics of North Carolina, Inc. and is a designer and manufacturer of sensors, instrumentation, and cables for vibration, shock and pressure measurements, known for innovation of sensor technology for the automotive, aerospace and military markets. Visit www.endevco.com for more information. PCB Piezotronics of North Carolina, Inc. (doing business as Endevco) is a wholly owned subsidiary of PCB Piezotronics, Inc. PCB Piezotronics, Inc. is a designer and manufacturer of microphones, vibration, pressure, force, torque, load, and strain sensors, as well as the pioneer of ICP® technology used by design engineers and predictive maintenance professionals worldwide for test, measurement, monitoring, and control requirements in automotive, aerospace, industrial, R&D, military, educational, commercial, OEM applications, and more. With a worldwide customer support team, 24-hour SensorLineSM, and a global distribution network, PCB® is committed to Total Customer Satisfaction. Visit www.pcb.com for more information. PCB Piezotronics, Inc. is a wholly owned subsidiary of MTS Systems Corporation. Additional information on MTS can be found at www.mts.com.