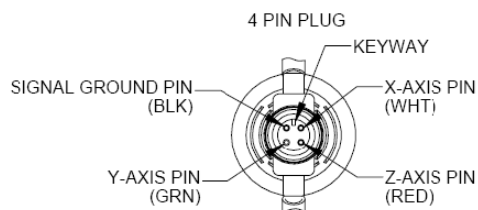
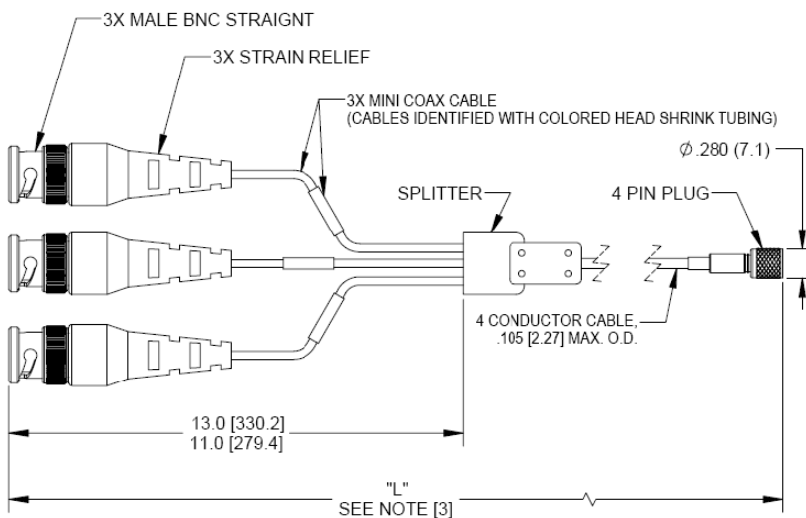



Triaxial accelerometer cable w/BNC breakout connectors

Model 3027AM3



STANDARD TOLERANCE
 INCHES [MILLIMETERS]
 XX = ± .02 [X = ± .5]
 XXX = ± .010 [XX = ± .25]

The convenient 3027AM3 breakout cable assembly provides accelerometer to measurement instrument interconnection. The accelerometer end of the assembly is made up of a lightweight 4-conductor shielded cable and a 1/4-28, 4-pin plug to reduce mass loading. The instrumentation end consists of three rugged cables terminated with three BNC straight male plugs. Each plug is color-coded to identify the respective measurement axes.

Key features

- For use with triaxial ISOTRON® (IEPE) accelerometers
- Breaks out to three BNC connectors
- Designed for the shock and vibration environment

Triaxial accelerometer cable w/BNC breakout connectors

Model 3027AM3

Specifications

All values taken at room temperature, approximately 75°F [24°C] unless otherwise noted.

	Units	3027AM3
Connector		
Connector 1 (Accelerometer end)		¼-28 UNF 4-pin plug, female
Dielectric material		Peek
Connector material		Gold plated brass
Torque	in-lbf (Nm)	1.5 (0.17)
Weight	gms	3.0
Lock wire holes		No
Connector 2 (Instrumentation end)		3X, BNC straight male plug
Cable		
Cable 1 (Accelerometer end)		
Color		Black
Outer jacket material		Polyvinyl chloride (PVC)
Signal wires		Stranded
Signal wire size	AWG	28
Primary insulation		Polyvinyl chloride (PVC)
Cable type		Four conductor, shielded
Diameter	in (mm)	0.105 (2.27)
Shield material		Alumylar™
Bend radius	in (mm)	1.05 (22)
Cable 2 (Instrumentation end)		
Color		Black
Outer jacket material		Polyvinyl chloride (PVC)
Center conductors		Solid
Center conductor material		Copper
Center conductor size	AWG	28
Primary insulation		Polyethylene
Cable type		Four conductor, shielded
Diameter (OD) cable	in (mm)	0.105 (2.27) max
Shield Material		Tinned copper
Weight	gms	28
Bend radius	in (mm)	1.0 (25)
BNC cable color markers		
Black		Ground
White		X axis
Green		Y axis
Red		Z axis
Environmental		
Minimum temperature [1]	°F (°C)	-67 (-55)
Maximum temperature [1]	°F (°C)	185 (85)
Sinusoidal vibration	g peak Max	1000
Shock	g peak max	10,000
Electrical		
Capacitance, conductor to conductor	pF/ft.	30, typ
Insulation resistance [2]	GΩ	1.0, min

Triaxial accelerometer cable w/BNC breakout connectors

Model 3027AM3

Length tolerance tabulation

Length inches (millimeters)	Tolerance inches (millimeters)
Up to 12 (304)	+1.0 (25.4)
>12 (304.8) to 36 (914.4)	+2.0 (50.8)
>36 (914.4) to 120 (3.05 meters)	+ 4.0 (101.6)
>120 (3.05 meters)	+4.0 (101.6) per 120 (3.05 meters) or portion thereof. +12 (305) = max tolerance

Notes

1. For temperatures below -67°F (-55°C) and/or above 185° (85°C), use with the model 3027AVM13 extension cable
2. 100% tested
3. STEP file available on request

Ordering Information:

1. Specify 3027AM3 -XXX where XXX = cable length in inches
2. Standard lengths, in inches are: 24, 36, 60, 120, 240, 360, and 600
3. Maintain high levels of precision and accuracy using Endevco's factory calibration services. Call Endevco's inside sales force at 866-ENDEVCO for recommended intervals, pricing and turn-around time for these services as well as for quotations on our standard products.

Contact

ENDEVCO

www.endevco.com

Tel: +1 (866) ENDEVCO

[+1 (866) 363-3826]