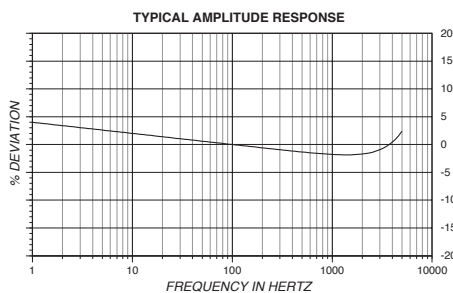
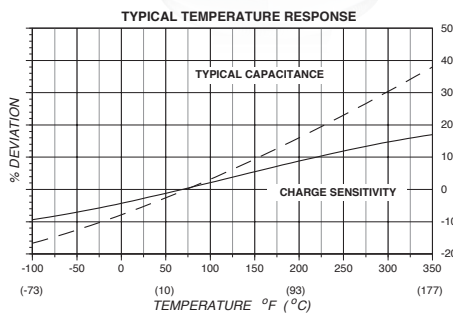
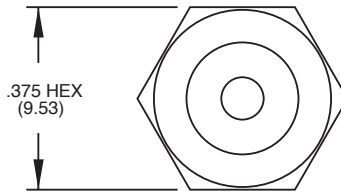
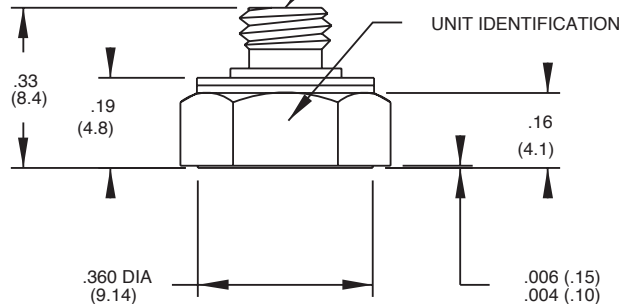


Piezoelectric accelerometer

Model 2226C



MATES WITH ENDEVCO
3000 SERIES CABLES WITH
10-32 UNF-2B CONNECTOR



STANDARD TOLERANCE
INCHES (MILLIMETERS)
.XX = +/- .02 (.X = +/- .5)
.XXX = +/- .010 (.XX = +/- .25)

Key features

- NEW! 2226C-R available as replacement sensor
- Light weight
- High temperature to +177°C
- Adhesive mounting
- Top connector
- Vibration measurement on small structures

The Endevco® model 2226C is a miniature, adhesive mounting piezoelectric accelerometer designed specifically for vibration measurement on small structures and objects. The transducer features a top-mounted 10-32 receptacle for installation convenience in limited space. Its light weight (2.8 gm) effectively minimizes mass loading. The accelerometer is a self-generating device that requires no external power source for operation.

The model 2226C features Endevco's Piezite® type P-8 crystal element operating in annular shear mode. This sensor exhibits excellent output sensitivity stability over time. A low-noise, flexible, coaxial cable is supplied for error-free operation. This device is typically used for small package testing and general adhesive mount applications.

Endevco signal conditioner models 133, 2771C, 2775B or OASIS 2000 computer-controlled system are recommended for use with this high impedance accelerometer.

Piezoelectric accelerometer

Model 2226C

Specifications

The following performance specifications conform to ISA-RP-37.2 (1964) and are typical values, referenced at +75°F (+24°C), 4 mA and 100 Hz, unless otherwise noted. Calibration data, traceable to National Institute of Standards and Technology (NIST), is supplied

Dynamic characteristics

	Units	
Charge sensitivity		
Typical	pC/g	2.8
Minimum	pC/g	2.2
Frequency response		See typical amplitude response
Resonance frequency	kHz	21
Amplitude response [1]		
±5%	Hz	1 to 5000
±1 dB (ref)	Hz	0.1 to 7000
Temperature response		See typical curve
Transverse sensitivity	%	≤3
Amplitude linearity	%	1
Per 500g, 0 to 2000 g		

Electrical characteristics

Output polarity		Acceleration directed into the base of the unit produces positive output
Resistance	GΩ	≥10
Resistance at +350°F (+177°C)	GΩ	≥5
Capacitance	pF	400
Grounding		Signal return is connected to case

Environmental characteristics

Temperature range		-67°F to +350°F [-55°C to +177°C]
Humidity		Epoxy sealed, non-hermetic
Sinusoidal vibration limit	g pk	1000
Shock limit [2]	g pk	2000
Base strain sensitivity	equiv. g pk/μ strain	0.001
Thermal transient sensitivity	equiv. g pk/°F [1/°C]	0.008 (0.014)
Electromagnetic sensitivity	equiv. g rms/gauss	0.001

Physical characteristics

Dimensions		See outline drawing
Weight	gm (oz)	2.8 (0.10)
Case material		Stainless steel, nickel alloy sensor
Connector		Coaxial, 10-32 thread. Mates with Endevco 3060D cable
Mounting [3]		Flat surface provided for adhesive mounting

Calibration

Supplied:		
Charge sensitivity	pC/g	
Capacitance	pF	
Maximum transverse sensitivity	%	
Charge frequency response	%	20 to 5000 Hz
	dB	5 to 30 kHz

Piezoelectric accelerometer

Model 2226C

Accessories

Product	Description	2226C	2226C-R
3060D-120	Cable assembly, 10 ft	Included	Optional
2771C	In-line charge convertor	Optional	Optional
31849	Adhesive mounting kit	Optional	Optional
32279	Mounting wax	Included	Optional
133	Signal conditioner	Optional	Optional
2775B	Signal conditioner	Optional	Optional
4990A-1	OASIS 2000 computer-controlled system	Optional	Optional

Notes:

1. Low-end response of the transducer is a function of its associated electronics.
2. Short duration shock pulses, such as those generated by metal-to-metal impacts, may excite transducer resonance and cause linearity errors. Send for TP290 for more details.
3. Adhesives such as petro-wax, hot-melt glue, and cyanoacrylate epoxy (super glue) may be used to mount the accelerometer temporarily to the test structure. An adhesive mounting kit (P/N 31849) is available as an option from Endevco. To remove an epoxy-mounted accelerometer, first soften the epoxy with an appropriate solvent and then twist the unit off with the supplied removal wrench. Damage to sensors caused by inappropriate removal procedures are not covered by Endevco's warranty.
4. Flexible cable, such as the supplied 3060D, should be used to minimize cable-strain errors.
5. Maintain high levels of precision and accuracy using Endevco's factory calibration services. Call Endevco's inside sales force at 866-ENDEVCO for recommended intervals, pricing and turn-around time for these services as well as for quotations on our standard products.

Contact

ENDEVCO

www.endevco.com

Tel: +1 (866) ENDEVCO

[+1 (866) 363-3826]